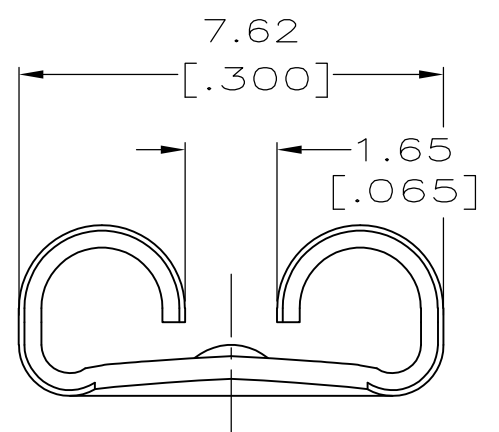
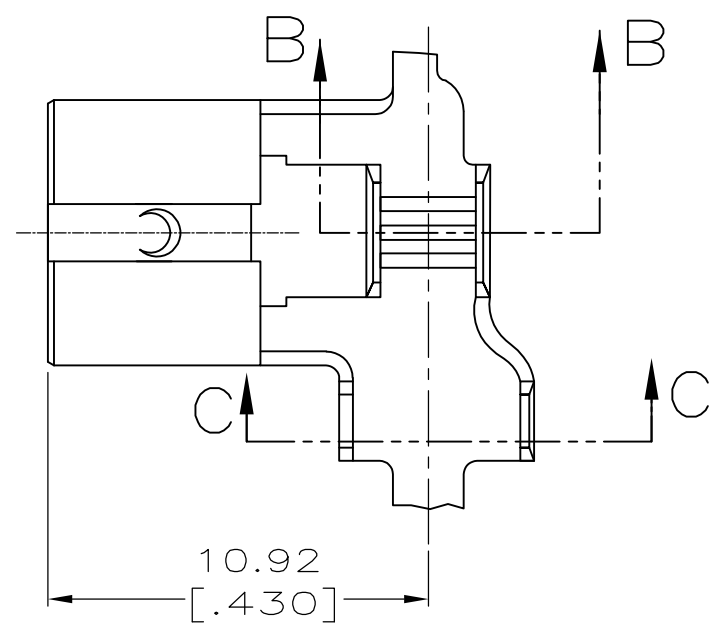
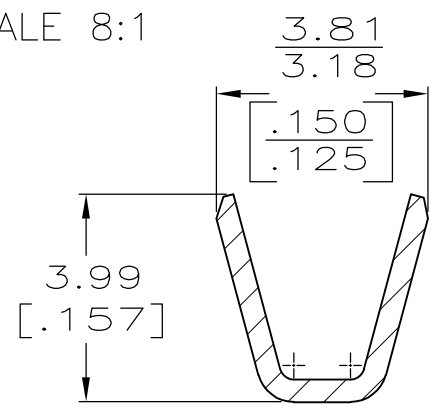


LOC	DIST	REVISIONS					
AF	50	P	LTR	DESCRIPTION	DATE	DWN	APVD
		D		REVISED PER ECR-14-016452	05DEC2014	NK	DH

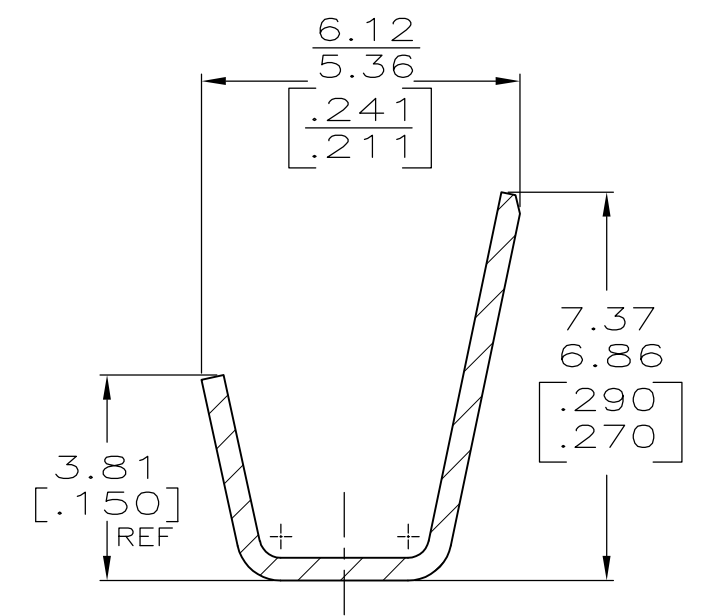
- 1 CONTINUOUS STRIP ON REELS.
- 2 NICKEL 0.00381[.000150] MIN THICK.



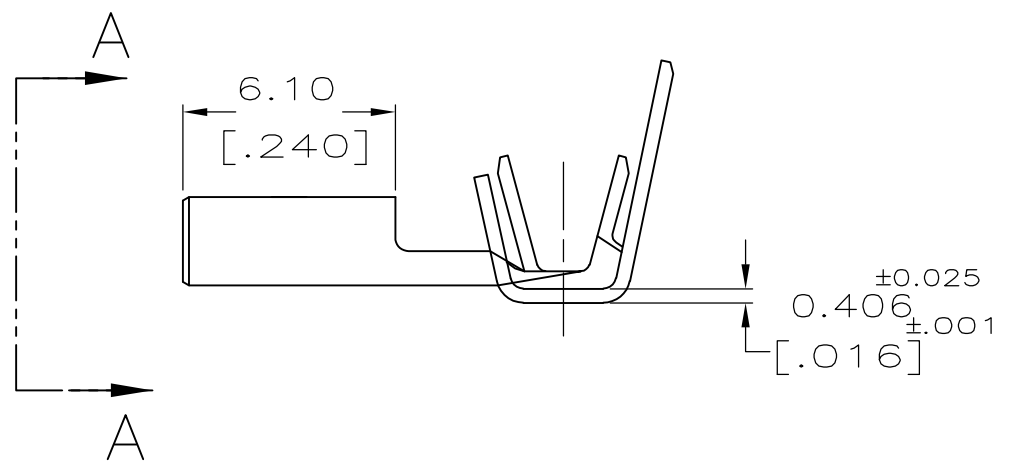
VIEW A-A
SCALE 8:1



SECTION B-B
SCALE 8:1



SECTION C-C
SCALE 8:1



2.79-5.08 [.110-.200]	[#18-#14] OR TWO [#18'S]	0.813±0.025 [.032±.001]	63963-1
INSUL RANGE	WIRE SIZE	MATING TAB THICKNESS	PART NO

THIS DRAWING IS A CONTROLLED DOCUMENT.		DWN JR RUTH 6/10/97	TE Connectivity	
DIMENSIONS: mm[INCHES]		CHK MS FEHER 6/10/97		
TOLERANCES UNLESS OTHERWISE SPECIFIED:		APVD P DESANTIS 6/10/97	NAME RECPT, FASTON, FLAG, .250 SERIES	
0 PLC ± - 1 PLC ± - 2 PLC ± - 3 PLC ± 0.25 [.010] 4 PLC ± - ANGLES ± -		PRODUCT SPEC -	RESTRICTED TO -	
MATERIAL H02 STEEL	FINISH NICKEL 2	APPLICATION SPEC 114-2079	SIZE A3	CAGE CODE 00779
		WEIGHT -	DRAWING NO C-63963	
CUSTOMER DRAWING			SCALE 5:1	SHEET 1 OF 1
			REV D	